



EID & EXD DISCONNECT ASSEMBLY

Non-Fused


The EDI (Electrical Disconnect Assembly) and EXD (Explosion-proof) Disconnect Assembly, manufactured by Spike Electric Controls, represent a crucial component in electrical systems where safety and reliability are paramount. These non-fused disconnect assemblies are designed to meet stringent industry standards and are built to withstand hazardous environments. Whether in industrial settings, oil and gas facilities, or any application requiring explosion-proof electrical solutions, Spike Electric Controls' EDI and EXD Disconnect Assemblies provide the assurance of seamless power control and protection in even the most demanding conditions.





EID & EXD DISCONNECT ASSEMBLY

Non-Fused



- Detachable/adjustable mounting feet provide flexible mounting alternatives for ease of installation; no need to replace the entire enclosure if a mounting foot is broken. Easy internal access for wiring and maintenance
- Top and bottom conduit entries standard for easy feed of conductors
- (2) 1/2" NPT conduit entries, one on top and one on bottom, for field addition of breather and/or drain or for use with auxiliary contacts; tholes come plugged with Eaton's Crouse-Hinds PLG explosion proof as standard
- Provides lockout/tagout capability which complies with OSHA requirements, allowing for locking in the ON or OFF position for standard maintenance checks
- Complies with NEC Article 312 wire bending requirements for max gauge wire, allowing for easy and safe installation, and reliable operation of product

Applications:

- Operating where flammable liquids or Provides an explosion proof disconnect switch assembly for hazardous area electrical systems
- Incorporates Eaton's Crouse-Hinds' high integrity manufacturing standards for reliability and safety in a compact, space- efficient NEMA 4* enclosure

Features & Benefits:

- Can be ordered as enclosure only, allowing for field installation of switch while maintaining product certification
- NEMA 4X breather and drain** provides a moisture control solution in hose-down applications
- Small, compact footprint - less mounting space required
- Large red painted aluminum rotary handle operator mounted on cover assembly provides rugged, reliable performance in the field and allows for the position of the switch to be easily identified from a distance
- Neoprene cover gasket provides NEMA 4 (hose-tight) environmental rating

Certifications & Compliances:

- Class I, Divisions 1 & 2, Groups B, C, D
- Class II, Division 1, Groups E, F, G
- Class III
- NEMA 3, 3R, 4 or 4X*, 7BCD, 9EFG
- cUL & UL Standard 1203

Standard Materials:

- Body and Cover-Copper-free Aluminum
- Gasket-Neoprene
- Cover Bolts-Steel, stainless steel*
- Hinges-Stainless Steel
- Mounting Plate Sheet-Aluminum

Standard Finishes :

- Copper-free Aluminum - Natural
- Steel - Electro-galvanized

Electrical Ratings:

HP Rating at:

AMPS	240VAC	480VAC	600VAC	250VDC
30	10	20	30	5
60	20	40	40	10
100	30	50	50	20
200	75	150	200	15

EATON

BY **SPKE**
ELECTRIC CONTROLS

Ordering Information

SWITCH RATING (AMPS)	ENCLOSURE	ENCLOSURE WITH SWITCH
30	EIDA	EIDA3030
60	EIDA	EIDA3060
100	EIDB	EIDB3100
200	EIDC	EIDC3200
400	EIDD	EIDD3400
600	EXDD	EXDD3600
800	EXDE	EXDE3800
1200	EXDF	EXDF1200

*When ordered with S752 or S753 suffix.

**When ordered with S756V suffix.

†For both drains and auxiliary contacts, please contact factory.

Options:

* All of the options will be uniform on a

3 catalogs as follows

Auxiliary Contact (single block) ... S784
Auxiliary Contacts (two blocks) ... S785
Breather and Drain S756V
Epoxy Powder Coat Finish (external only) S752
Epoxy Powder Coat Finish (internal and external) S753
External Ground Lug S214
Red on Pilot light J1
Green off Pilot light J2
Custom Legend Plate (Specify Legend Markings) NP



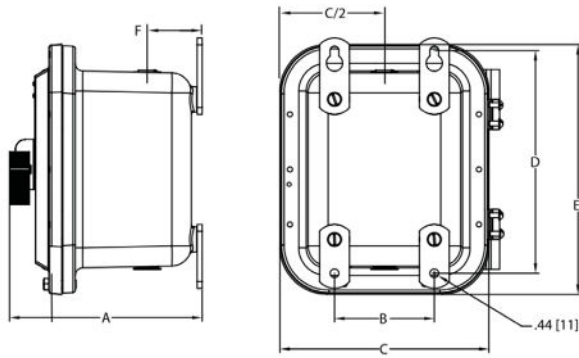


EID & EXD DISCONNECT ASSEMBLY

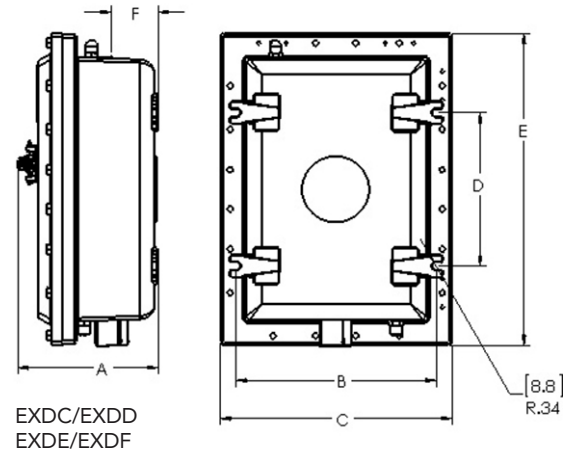
Non-Fused

EATON

BY **SPKE**
ELECTRIC CONTROLS



EIDA/EIDB



EXDC/EXDD
EXDE/EXDF

Dimension and Weights:

DIMENSION	EIDA	EXDB	EXDC	EXDD	EXDE	EXDF
A	9.65" (245mm)	11.75" (298mm)	13.19" (335mm)	13.49" (343mm)	14.16" (360mm)	14.22" (361mm)
B	5.00" (127mm)	7.00"	14.94" (380mm)	14.94" (380mm)	22.37" (568mm)	29.69" (754mm)
C	10.47" (266mm)	12.53" (318mm)	17.44" (443mm)	17.19" (437mm)	23.84" (606mm)	30.11" (765mm)
D	11.13" (283mm)	15.13" (384mm)	17.50" (445mm)	29.50" (749mm)	28.26" (718mm)	28.30" (719mm)
E	12.47" (317mm)	16.53" (420mm)	29.44" (748mm)	41.22" (1047mm)	41.48" (1063mm)	42.11" (1070mm)
F	2.75" (70mm)	2.75" (70mm)	5.00" (127mm)	5.00" (127mm)	5.00" (127mm)	5.00" (127mm)
Weights	36 lbs. (16 kg.)	62 lbs. (28 kg.)	167 lbs. (76 kg.)	258 lbs. (117 kg.)	355 lbs. (161 kg.)	481 lbs. (218 kg.)
Conduit Size (Top & Bottom)	1.0"	1.5"	3.0"	(2) 3.0"	(2) 4.0"	(3) 4.0"

*When ordered with S752 or S753 suffix.

**When ordered with S756V suffix.



Green Energy Efficient: The EDI and EXD Disconnect Assembly non-fused units by Spike Electric Controls contribute to green energy efficiency by enhancing the safety and reliability of electrical systems in renewable energy sources like wind farms and solar installations. Their robust design and explosion-proof features ensure long-lasting performance, reducing the need for frequent replacements and minimizing waste. Additionally, by preventing electrical malfunctions in critical components of green energy infrastructure, these assemblies help maintain consistent power generation, promoting a more sustainable and eco-friendly energy supply.





EID & EXD DISCONNECT ASSEMBLY

Non-Fused

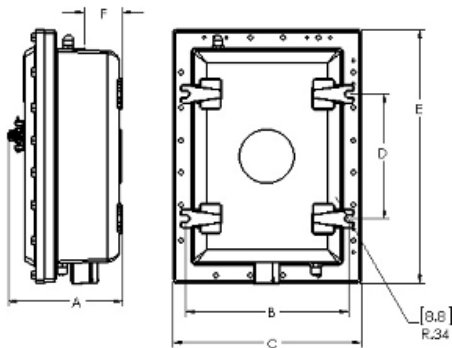


Applications:

- Provides an explosion proof disconnect switch assembly for hazardous area electrical systems
- Incorporates Eaton's Crouse-Hinds' high integrity manufacturing standards for reliability and safety in a compact, space- efficient NEMA 4* enclosure

Features & Benefits:

- NEMA 4X breather and drain** provides a moisture control solution in hose-down applications
- Small, compact footprint - less mounting space required
- Large red painted aluminum rotary handle operator mounted on cover assembly provides rugged, reliable performance in the field and allows for the position of the switch to be easily identified from a distance
- Internal fused switches are rated up to 200kAIC short circuit rating at 600VAC, providing increased protection
- Neoprene cover gasket provides NEMA 4 (hose-tight) environmental rating
- Detachable/adjustable mounting feet



provide flexible mounting alternatives for ease of installation; no need to replace the entire enclosure if a mounting foot is broken

- Stainless steel hinges provide easy internal access for wiring and maintenance
- Top and bottom conduit entries standard for easy feed of conductors
- (2) 1/2" NPT conduit entries, one on top and one on bottom, for field addition of breather and/or drain or for use with auxiliary contacts; †holes come plugged with Eaton's Crouse-Hinds PLG explosion proof as standard
- Provides lockout/tagout capability which complies with OSHA requirements, allowing for locking in the ON or OFF position for standard maintenance checks

Certifications & Compliances:

- Class I, Divisions 1 & 2, Groups B, C, D
- Class I, Zones 1 & 2 (ONLY EID)
- Class II, Division 1, Groups E, F, G
- Class III
- NEMA 3, 3R, 4 or 4X*, 7BCD, 9EFG
- cUL & UL Standard 1203

Standard Materials:

- Body and Cover-Copper-free aluminum
- Gasket-Neoprene
- Cover Bolts-Steel, stainless steel*
- Hinges-Stainless Steel
- Mounting Plate Sheet-Aluminum
- Rotary Actuating Handle-Aluminum

Standard Finishes :

- Copper-free Aluminum - Natural
- Steel - Electro-galvanized

Dimension and Weights:

DIMENSION	EIDAF	EIDBF	EXDCF	EXDDF	EXDEF	EXDFF
A	9.65" (245mm)	11.75" (298mm)	13.19" (335mm)	13.49" (343mm)	14.16" (360mm)	14.22" (361mm)
B	5.00" (127mm)	7.00"	14.94" (380mm)	14.94" (380mm)	22.37" (568mm)	29.69" (754mm)
C	10.47" (266mm)	12.53" (318mm)	17.44" (443mm)	17.19" (437mm)	23.84" (606mm)	30.11" (765mm)
D	11.13" (283mm)	15.13" (384mm)	17.50" (445mm)	29.50" (749mm)	28.26" (718mm)	28.30" (719mm)
E	12.47" (317mm)	16.53" (420mm)	29.44" (748mm)	41.22" (1047mm)	41.48" (1063mm)	42.11" (1070mm)
F	2.75" (70mm)	2.75" (70mm)	5.00" (127mm)	5.00" (127mm)	5.00" (127mm)	5.00" (127mm)
Weights	36 lbs.(16 kg.)	62 lbs. (28 kg.)	167 lbs. (76 kg.)	258 lbs. (117 kg.)	355 lbs. (161 kg.)	481 lbs. (218 kg.)
Conduit Size (Top & Bottom)	1.0"	1.5"	3.0"	(2) 3.0"	(2) 4.0"	(3) 4.0"

*When ordered with S752 or S753 suffix.

**When ordered with S756V suffix.

†For both drains and auxiliary contacts, please contact factory.

EATON

BY **SPKE**
ELECTRIC CONTROLS

ELECTRICAL RATINGS:

HP RATING AT:

AMPS	240VAC	480VAC	600VAC	250VDC
30	-	15	20	5
60	-	30	50	10
100	-	60	75	20
200	60	125	150	40
400	125	250	350	50

ORDERING INFORMATION:

SWITCH RATING (AMPS)	ENCLOSURE	ENCLOSURE WITH SWITCH
30	EIDA	EIDAF3030
60	EIDA	EIDAF3060
100	EIDB	EIDBF3100
200	EIDC	EIDCF3200
400	EIDD	EIDDF3400
600	EXDEF	EXDEF3600
800	EXDFF	EXDFF3800
1200	EXDGF	EXDGF1200

Options:

* All of the options will be uniform on a 3 catalogs as follows
 Auxiliary Contact (single block) ... S784
 Auxiliary Contacts (two blocks) ... S785
 Breather and Drain S756V
 Epoxy Powder Coat Finish (external only) S752
 Epoxy Powder Coat Finish (internal and external) S753
 External Ground Lug S214
 Red on Pilot light J1
 Green off Pilot light J2
 Custom Legend Plate (Specify Legend Markings) NP