

Class I Applications
Up To 200 Cubic Feet



Model YZ103 Type Y & Z Purge & Pressurization Unit

CONTACT US:

1.844.279.8295 - Toll Free

832.243.5372 - Local Factory Support

832.569.5645 - Fax

factoryassistance@spikeelectric.com

spikeelectric.com

5914 E. Sam Houston Pkwy S.

Houston TX 77034

Copyright © 2018 Spike Electric Controls

Model YZ103 Type Y & Z Purge & Pressurization Unit

Class I Applications
Up To 200 Cubic Feet

Product Description:

Model YZ103 is a Type Y or Z purge unit designed to protect electrical equipment in Class I hazardous locations. Type Z applications reduce the hazardous location rating inside the enclosure from Division 2/ Zone 2 to non hazardous. This allows general purpose equipment to operate in Division 2/ Zone 2 areas. Type Y applications reduce the hazardous location rating inside the enclosure from Division 1/ Zone 1 to Division 2/ Zone 2. This allows Division 2/ Zone 2 equipment to operate in Division 1/ Zone 1 areas.

Model PV-3 spark arresting purge vent **MUST** be installed on the protected enclosure.

This unit is designed to meet or exceed NEC - NFPA 70, NFPA 496, EN 50016 and IEC 60079-02 requirements.

Product Operation:

Ensure protected enclosure power is off, enclosure pressure control valve and purge control valve are closed, protective gas supply is on and alarm system is activated (if utilized). Test the purge vent, Model PV-3, for proper operation. Close and seal protected enclosure. Open the enclosure pressure control valve until a "safe" reading is shown on the enclosure pressure indicator. Next, open the purge control valve fully. Confirm a minimum 60 psi on purge injection pressure gauge. Allow unit to purge protected enclosure for the required time marked on the unit start up instructions, 5 minutes minimum. Upon completion of the required purge time, close the purge control valve fully. The enclosure pressure indicator will return to a "safe" reading. Confirm protected enclosure "safe" pressure is stable. Energize protected enclosure equipment. Loss of "safe" pressure requires immediate attention. Protected enclosure power should be de-energized if "safe" pressure cannot be restored within a reasonable amount of time.

Product Specifications:

Purge Time:

4 Volumes @ 1 minute per 3.0 CF

5 Volumes @ 1 minute per 2.4 CF

Protective Gas Supply: Air or Inert Gas

Gas Supply Pressure: 80 - 125 PSI max

Unit Supply Connection: 3/8" Tube Fitting

Enclosure Supply: 3/8" Tube Fitting

Enclosure Reference: 1/4" Tube Fitting

Safe Enclosure Pressure: 0.5" W.C. / 55Kb Safe

Press. Flow Rate: * 0.1 - 3.5 SCFH per CF

Purge Enclosure Pressure: * 5" - 8" W.C.

Purge Press. Flow Rate: 12 SCFM @ 60 PSI


* Enclosure Integrity determines actual Flow Rate & Pressure

Product Accessories:

PV-3-T:	Top Mount Spark Arresting Purge Vent
PV-3-S:	Side Mount Spark Arresting Purge Vent
BCK-103:	Model YZ103 Bulkhead Connection Kit
PSK-ED:	Group C&D EXP Pressure Switch Kit
PSK-EB:	Group B EXP Pressure Switch Kit
EWL-1:	SS Enclosure Warning Label
YZ103 IOM:	Installation & Operating Manual



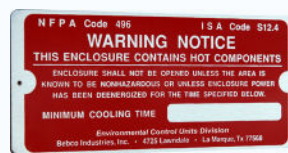
**Model YZ103-CI-L-U Less
Pressure Switch**



**Model YZ103-CI-W or B-V
With Pressure Switch**




**Model YZ103-CI-W-H
With Pressure Switch**



Use with Model ETWN Enclosure Temperature Warning Nameplates & Model RAD Alarm Beacons and Horns to provide a complete solution for your application!

Model YZ103 Type Y & Z Purge & Pressurization Unit

Class I Applications
Up To 200 Cubic Feet



Model YZ103-CI-W or B-H with Pressure Switch Rear View

Model YZ103-CI-L-U Less Pressure Switch Rear View

Model YZ103-CI-W or B-V with Pressure Switch Rear View

Typical Mounting Configurations



Left Mount

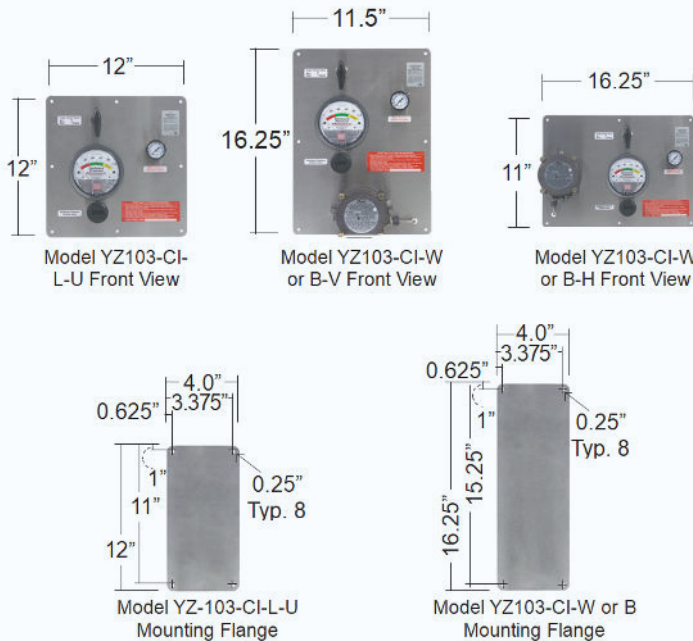
Top Mount

Bottom Mount

Frame/Panel Mount

Right Mount

Pressurization Unit Dimensions



Model Number Matrix

SP/KE ELECTRIC CONTROLS Identifier							
SPIKE	YZ	103	C1	L	U	*	
DIV./ZONE REDUCTION			MOUNTING OPTION				
Y Div.1/Zone1 to Div. 2/Zone 2			U Universal Mounting*				
Z Div.2/Zone2 to Non-Hazardous			V Vertical Mounting				
			H Horizontal Mounting				
UNIT SERIES			VOLTAGE**				
103 Purge Unit			120 120 VAC				
			24 24 VCD				
AREA CLASSIFICATION			OPTION CONFIGURATION ***				
C1 Class 1 Areas			PM Panel Mount				
			* Not available with pressure switch options.				
			** For pressure switch option "B" only.				
			*** Panel mount designed to mount through the wall of protected enclosure. Universal mounting only.				
PRESSURE SWITCH OPTION							
L Provided Less Switch							
W Provided With CI, Gr. C&D EXP Switch							
B Provided With C1, Gr. B EXP Switch							

IMPORTANT NOTES

All specifications subject to change without notice.
Warranty & Liability policies available upon request.