

EX-CELL

Stainless Steel and
Painted Steel Enclosures

High performance, high reliability
enclosures for global applications



Applications:

- Manufactured to meet the most demanding industrial and hazardous area environmental applications
- A globally certified enclosure and termination solution for Type 38 and 4X applications
- Certified to the impact, thermal and IP66 ingress requirements of EN 60079-0

Features:

- Available in a comprehensive range of sizes, each with various configurations for a multitude of applications
- Offers unique design features, precision manufacturing and the highest quality materials, making it the premier choice for instrumentation and electrical applications across the globe
- Over 100 standard sizes in both stainless steel and painted steel
- Single door enclosures up to 63" x 48" x 16" (1600 x 1200 x 400mm)
- Flush mount enclosures
- Eagle enclosures with a sloped water shedding design

Certifications & Compliances: NEC/CEC:

- Class I, Division 2, Groups A, B, C, D[Ⓐ]
- cULus to UL50/C22.2 No. 94—M91, Types 3S, 4, 4X
- ATEX II 2 GD Ex e H T6 IP66 (BAS 15ATEX0099U) for Zones 1, 2, 21, 22
- IECEx Ex e (IECEx BAS 15.0071 U)
- TR—CU and EAC certified
- Ex e ia IIC, T6, T5

Standard Materials and Finishes:

- Enclosure — 316L (1.4404 to EN10088) stainless steel (standard); 304 (1.4301 to EN10088) stainless steel (optional)
- Enclosure finish — superior corrosion-resistant chromium enriched electro-polished surface[Ⓒ]
- Gasket — foam-in-place silicone on lid (standard); out silicone (optional)
- Keyed lock fastening mechanism — stainless steel
- Door hinges — stainless steel
- Enclosure mounting — four external 3mm stainless steel welded lugs, 11mm Ø holes/slots
- Equipment mounting — four (up to 10 depending on size) stand-off pillars 9mm Ø, 15mm high, tapped M6 x 10, for rail/mounting plate
- Enclosure earth — M10 external and internal stainless steel earth stud assembly
- Mounting plate — 2mm sheet steel with zintec finish (available in stainless steel)
- Gland plates — rounded corners to eliminate sharp points; 3mm thickness (standard); 6mm thickness (optional)

Technical Specifications:

- Empty enclosure:
 - Standard service temperature: -40°C to +80°C
 - Extended service temperature: -60°C to +135°C (with suffix 'E')
- Impact resistance: 7 J (Nm)

[Ⓐ]When terminal blocks or approved Class I, Division 2 devices are installed within the enclosure in accordance with NEC/CEC requirements. These enclosures are NOT explosionproof and will NOT contain an explosion. Installation of arcing and sparking devices which are not Class I, Division 2 rated or higher is NOT PERMITTED.

[Ⓒ]Available on stainless steel enclosures only.

[Ⓓ]Temperature range depends on ratings of built-in components.

Ex-Cell-T / XL-T Terminal Boxes:

Ex-Cell enclosures are available assembled as custom configured and certified terminal boxes. Options include custom entries, cable glands and plugs with built-in terminals (Ex-e and Ex-i) and other equipment. Contact factory for ordering details.

Standards:

- IEC/EN 60079-0
- EC/EN 60079-7
- IEC/EN 60079-31
- IEC/EN 60529

EN/IEC Certificates:

- BVS16 ATEX-E-115X
- IECEx BVS 16.0080X

Ambient Temperatures[Ⓓ]:

- -40°C to +40°C (with temperature class T6 and maximum surface temperature of T80°C)
- -60/-40°C to +55°C (with temperature class T5 and maximum surface temperature of T95°C) – requires suffix 'E' (extended temperature version)
- -60/-40°C to +65/70/80/100/120°C (with temperature class T4 and maximum surface temperature of T130°C) – requires suffix 'E' (extended temperature version)

Materials:

- 316L electro-polished stainless steel (standard); 304 stainless steel (optional)

Electrical ratings:

- Rated voltage up to 690V AC/DC; rated current up to 400A; terminal cross-sections up to 240mm²

Markings:

- ATEX and IECEx: Ex e IIC T6/5/4 Gb or Ex eb IIC T6/5/4; Ex tb IIIC T80/95/130°C Db or Ex tb IIIC T80/95/130°C
- NEC 500 and NEC 505: Class I, Division 2, Groups A, B, C, D and Class I, Zone 1, Aex e IIC T6/5/4
- EAC CU TR: 1Ex e IIC T6/T5 Gb X or Ex tb IIIC T80/95/130°C Db X

EX-CELL

Stainless Steel and Painted Steel Enclosures

High performance, high reliability enclosures for global applications



Mounting Options:

- Enclosure is mounted using four heavy duty, 3mm thick, surface welded stainless steel lugs
- Bottom lugs are slotted for ease of mounting, providing a secure, reliable means of mounting the enclosure
- Available in vertical (North American) or horizontal (metric) positions

Improved Sealing:


- Available with up to 4 gland plates (3mm thick) on each side
- Five possible combinations of 0, 1, 2, 3 or 4 gland plates available
- Gland plates secured via riveted nutserts for improved sealing

Earth/Ground Stud Assembly

- External and internal stainless steel earth/ground stud assembly enables rapid and reliable protective earth/ground connection
- Mounted on the side of the enclosure for ease of access

Integral drainage channel

- Integral drainage channel prevents liquids or other solid contaminants from running in or falling into the enclosure when the door is opened
- Minimizes gasket path contamination



Quarter Turn Lock

- Standard cover features a 1/4 turn keyed lock fastening mechanism that provides a rapid means of achieving an IP66 rated seal for reliable environmental protection
- Bolted cover and padlockable cover also available

One-Piece Gasket:

- High integrity one-piece silicone sealing gasket provides an IP66 rating and excellent recovery and re-sealing properties for continuous environmental protection

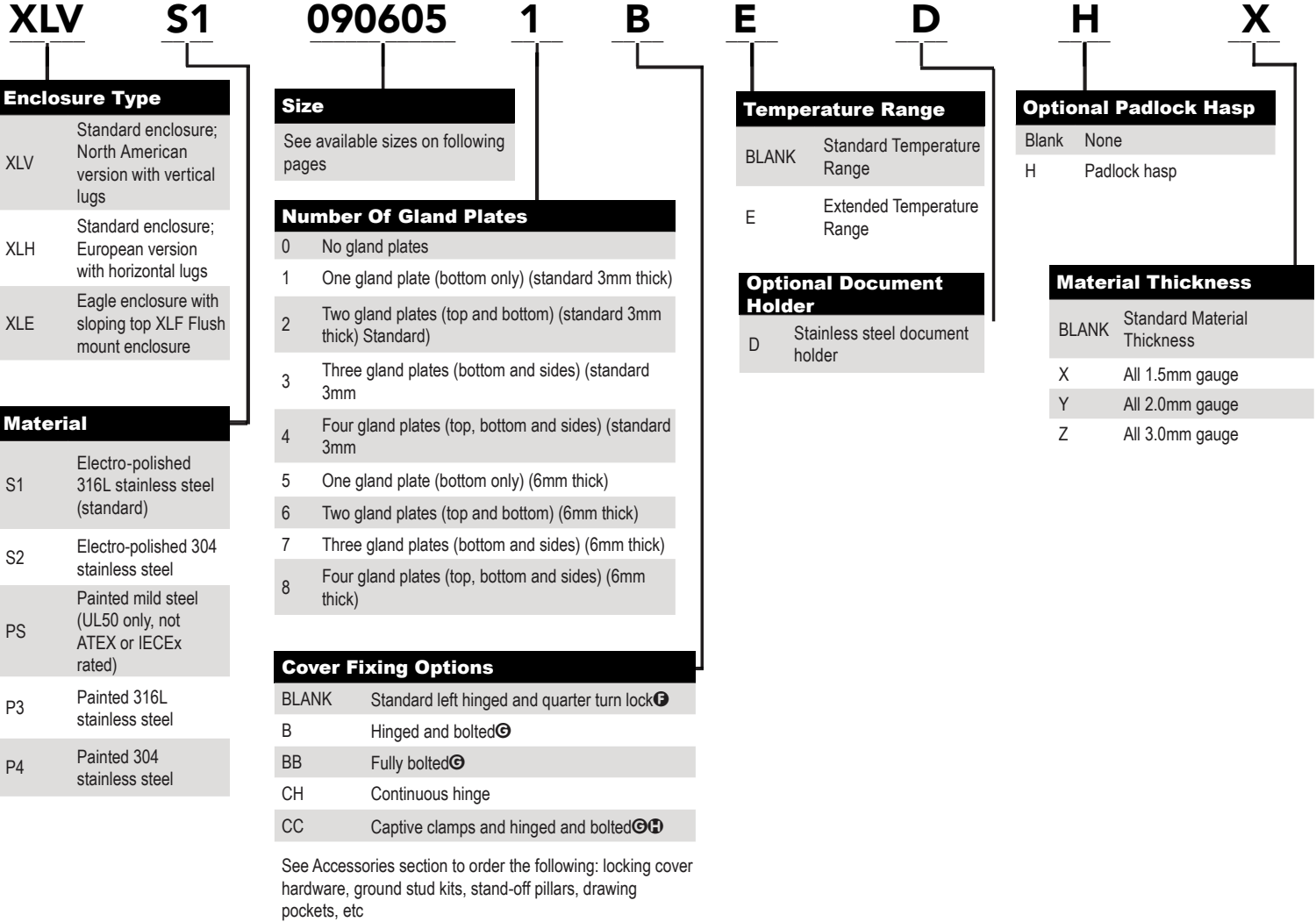
Ⓢ When terminal blocks or approved Class I, Division 2 devices are installed within the enclosure in accordance with NEC/CEC requirements. These enclosures are NOT explosionproof and will NOT contain an explosion. Installation of arcing and sparking devices which are not Class I, Division 2 rated or higher is NOT PERMITTED

Ordering information:

Catalog numbers on following page are for stainless steel enclosures with one gland plate.

Ex-Cell enclosures are available in a variety of materials and configurations. To customize, utilize the part number example below:

Catalog Number System
XLVS10906051B E D H X



ⓂWhen terminal blocks or approved Class I, Division 2 devices are installed within the enclosure in accordance with NEC/CEC requirements. These enclosures are NOT explosionproof and will NOT contain an explosion. Installation of arcing and sparking devices which are not Class I, Division 2 rated or higher is NOT PERMITTED.

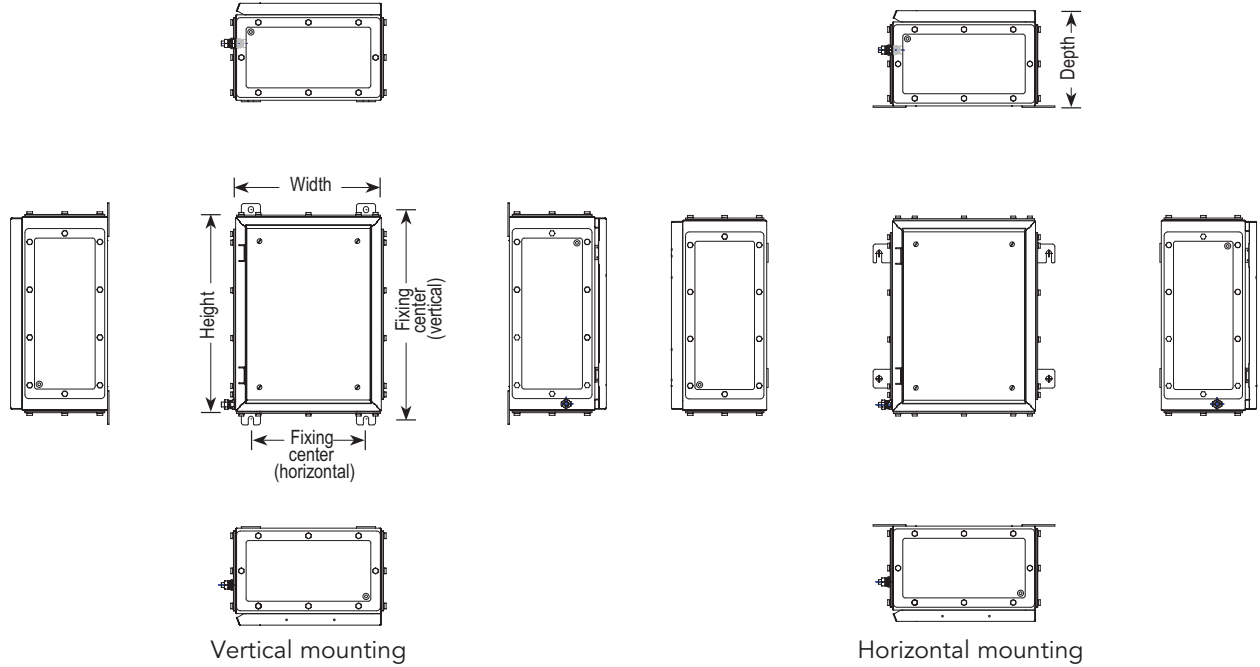
ⓄXLV type has slot shaped quarter turn lock; XLH type has double bit quarter turn lock.

ⓄMaximum enclosure width is XLH****50 or XLV****20 for this option.

Ⓞ'CC' option only available on one and two gland plates enclosures.

ⓄNot available on enclosures where the width is equal to 203mm (8") and smaller.

Mounting Information:
(See Ordering Information Section for Dimensions)



⚠ When terminal blocks or approved Class I, Division 2 devices are installed within the enclosure in accordance with NEC/CEC requirements. These enclosures are NOT explosionproof and will NOT contain an explosion. Installation of arcing and sparking devices which are not Class I, Division 2 rated or higher is NOT PERMITTED

Ordering Information (Continued):
XLV enclosures with vertical mounting feet

Enclosure Size (H x W x D) (in.)	Cat. #	Fixing Center Vertical (in.)	Fixing Center Horizontal (in.)	Cat. # Mousing Plate ① (zinc coated steel)
9 x 6 x 5	XLVS10906051	10.24	3.50	XLH2TMP2315
10 x 8 x 4	XLVS11008041	11.41	5.50	XLH2TMP2620
10 x 8 x 6	XLVS11008061	11.41	5.50	XLH2TMP2620
10 x 10 x 6	XLVS11010061	11.41	7.67	XLH2TMP2626
12 x 10 x 5	XLVS11210051	13.23	7.67	XLH2TMP3026
12 x 8 x 6	XLVS11208061	13.23	5.50	XLH2TMP3020
12 x 10 x 6	XLVS11210061	13.23	7.67	XLH2TMP3026
12 x 12 x 6	XLVS11212061	13.23	9.49	XLH2TMP3030
12 x 12 x 8	XLVS11212081	13.23	9.49	XLH2TMP3030
12 x 12 x 10	XLVS11212101	13.23	9.49	XLH2TMP3030
16 x 12 x 6	XLVS11612061	17.25	9.49	XLH2TMP4030
16 x 12 x 8	XLVS11612081	17.25	9.49	XLH2TMP4030
16 x 12 x 10	XLVS11612101	17.25	9.49	XLH2TMP4030
16 x 14 x 8	XLVS11614081	17.25	11.46	XLH2TMP4035
16 x 16 x 6	XLVS11616061	17.25	10.00	XLH2TMP4040
16 x 16 x 8	XLVS11616081	17.25	10.00	XLH2TMP4040
16 x 16 x 10	XLVS11616101	17.25	10.00	XLH2TMP4040
16 x 16 x 12	XLVS11616121	17.25	10.00	XLH2TMP4040
16 x 20 x 6	XLVS11620061	17.25	14.00	XLH2TMP4050
16 x 20 x 8	XLVS11620081	17.25	14.00	XLH2TMP4050
16 x 20 x 10	XLVS11620101	17.25	14.00	XLH2TMP4050
16 x 20 x 12	XLVS11620121	17.25	14.00	XLH2TMP4050
20 x 16 x 6	XLVS12016061	21.26	10.00	XLH2TMP5040
20 x 16 x 8	XLVS12016081	21.26	10.00	XLH2TMP5040
20 x 16 x 10	XLVS12016101	21.26	10.00	XLH2TMP5040
20 x 16 x 12	XLVS12016121	21.26	10.00	XLH2TMP5040
20 x 20 x 6	XLVS12020061	21.26	14.00	XLH2TMP5050
20 x 20 x 8	XLVS12020081	21.26	14.00	XLH2TMP5050
20 x 20 x 10	XLVS12020101	21.26	14.00	XLH2TMP5050
20 x 20 x 12	XLVS12020121	21.26	14.00	XLH2TMP5050
20 x 24 x 8	XLVS12024081	21.26	18.00	XLH2TMP5060
20 x 24 x 10	XLVS12024101	21.26	18.00	XLH2TMP5060
20 x 24 x 12	XLVS12024121	21.26	18.00	XLH2TMP5060
24 x 16 x 6	XLVS12416061	25.24	10.00	XLH2TMP6040
24 x 16 x 8	XLVS12416081	25.24	10.00	XLH2TMP6040
24 x 16 x 10	XLVS12416101	25.24	10.00	XLH2TMP6040
24 x 16 x 12	XLVS12416121	25.24	10.00	XLH2TMP6040
24 x 20 x 6	XLVS12420061	25.24	14.00	XLH2TMP6050
24 x 20 x 8	XLVS12420081	25.24	14.00	XLH2TMP6050
24 x 20 x 10	XLVS12420101	25.24	14.00	XLH2TMP6050
24 x 20 x 12	XLVS12420121	25.24	14.00	XLH2TMP6050
24 x 24 x 6	XLVS12424061	25.24	18.00	XLH2TMP6060
24 x 24 x 8	XLVS12424081	25.24	18.00	XLH2TMP6060
24 x 24 x 10	XLVS12424101	25.24	18.00	XLH2TMP6060
24 x 24 x 12	XLVS12424121	25.24	18.00	XLH2TMP6060
24 x 24 x 16	XLVS12424161	25.24	18.00	XLH2TMP6060
24 x 30 x 8	XLVS12430081	25.24	24.00	XLH2TMP6076
24 x 30 x 10	XLVS12430101	25.24	24.00	XLH2TMP6076
24 x 30 x 12	XLVS12430121	25.24	24.00	XLH2TMP6076
24 x 30 x 16	XLVS12430161	25.24	24.00	XLH2TMP6076
30 x 20 x 8	XLVS13020081	31.26	14.00	XLH2TMP7650
30 x 20 x 10	XLVS13020101	31.26	14.00	XLH2TMP7650
30 x 20 x 12	XLVS13020121	31.26	14.00	XLH2TMP7650
30 x 24 x 8	XLVS13024081	31.26	18.00	XLH2TMP7660
30 x 24 x 10	XLVS13024101	31.26	18.00	XLH2TMP7660
30 x 24 x 12	XLVS13024121	31.26	18.00	XLH2TMP7660
30 x 24 x 16	XLVS13024161	31.26	18.00	XLH2TMP7660
30 x 30 x 8	XLVS13030081	31.26	24.00	XLH2TMP7676
30 x 30 x 10	XLVS13030101	31.26	24.00	XLH2TMP7676
30 x 30 x 12	XLVS13030121	31.26	24.00	XLH2TMP7676
30 x 30 x 16	XLVS13030161	31.26	24.00	XLH2TMP7676

Ⓜ When terminal blocks or approved Class I, Division 2 devices are installed within the enclosure in accordance with NEC/CEC requirements. These enclosures are NOT explosionproof and will NOT contain an explosion. Installation of arcing and sparking devices which are not Class I, Division 2 rated or higher is NOT PERMITTED.

① Fits enclosures with both vertical or horizontal mounting feet. For stainless steel or painted steel mounting plates, contact factory

Ordering Information (Continued):
XLV enclosures with vertical mounting feet (continued)

Enclosure Size (H x W x D) (in.)	Cat. #	Fixing Center Vertical (in.)	Fixing Center Horizontal (in.)	Cat. # Mousnting Plate N (zinc coated steel)
32 x 24 x 8	XLVS13224081	33.11	18.00	XLH2TMP8060
32 x 24 x 10	XLVS13224101	33.11	18.00	XLH2TMP8060
32 x 24 x 12	XLVS13224121	33.11	18.00	XLH2TMP8060
32 x 24 x 16	XLVS13224161	33.11	18.00	XLH2TMP8060
32 x 32 x 8	XLVS13232081	33.11	27.56	XLH2TMP8080
32 x 32 x 10	XLVS13232101	33.11	27.56	XLH2TMP8080
32 x 32 x 12	XLVS13232121	33.11	27.55	XLH2TMP8080
32 x 32 x 16	XLVS13232161	33.11	27.56	XLH2TMP8080
36 x 24 x 8	XLVS13624081	37.25	18.00	XLH2TMP9060
36 x 24 x 10	XLVS13624101	37.25	18.00	XLH2TMP9060
36 x 24 x 12	XLVS13624121	37.25	18.00	XLH2TMP9060
36 x 24 x 16	XLVS13624161	37.25	18.00	XLH2TMP9060
36 x 30 x 8	XLVS13630081	37.25	24.00	XLH2TMP9076
36 x 30 x 10	XLVS13630101	37.25	24.00	XLH2TMP9076
36 x 30 x 12	XLVS13630121	37.25	24.00	XLH2TMP9076
36 x 30 x 16	XLVS13630161	37.25	24.00	XLH2TMP9076
36 x 36 x 8	XLVS13636081	37.25	30.00	XLH2TMP9090
36 x 36 x 10	XLVS13636101	37.25	30.00	XLH2TMP9090
36 x 36 x 12	XLVS13636121	37.25	30.00	XLH2TMP9090
36 x 36 x 16	XLVS13636161	37.25	30.00	XLH2TMP9090
40 x 24 x 8	XLVS14024081	40.95	18.00	XLH2TMP10060
40 x 24 x 10	XLVS14024101	40.95	18.00	XLH2TMP10060
40 x 24 x 12	XLVS14024121	40.95	18.00	XLH2TMP10060
40 x 24 x 16	XLVS14024161	40.95	18.00	XLH2TMP10060
40 x 32 x 8	XLVS14032081	40.95	27.56	XLH2TMP10080
40 x 32 x 10	XLVS14032101	40.95	27.56	XLH2TMP10080
40 x 32 x 12	XLVS14032121	40.95	27.56	XLH2TMP10080
40 x 32 x 16	XLVS14032161	40.95	27.56	XLH2TMP10080
40 x 40 x 8	XLVS14040081	40.95	35.43	XLH2TMP100100
40 x 40 x 10	XLVS14040101	40.95	35.43	XLH2TMP100100
40 x 40 x 12	XLVS14040121	40.95	35.43	XLH2TMP100100
40 x 40 x 16	XLVS14040161	40.95	35.43	XLH2TMP100100
48 x 24 x 10	XLVS14824101	48.81	18.00	XLH2TMP12060
48 x 24 x 12	XLVS14824121	48.81	18.00	XLH2TMP12060
48 x 24 x 16	XLVS14824161	48.81	18.00	XLH2TMP12060
48 x 32 x 10	XLVS14832101	48.81	27.55	XLH2TMP12080
48 x 32 x 12	XLVS14832121	48.81	27.55	XLH2TMP12080
48 x 32 x 16	XLVS14832161	48.81	27.56	XLH2TMP12080
48 x 36 x 10	XLVS14836101	48.81	30.00	XLH2TMP12090
48 x 36 x 12	XLVS14836121	48.81	30.00	XLH2TMP12090
48 x 36 x 16	XLVS14836161	48.81	30.00	XLH2TMP12090
48 x 40 x 12	XLVS14840121	48.81	35.43	XLH2TMP120100
48 x 40 x 16	XLVS14840161	48.81	35.43	XLH2TMP120100
48 x 48 x 12	XLVS14848121	48.81	43.30	XLH2TMP120120
48 x 48 x 16	XLVS14848161	48.81	43.30	XLH2TMP120120
60 x 36 x 12	XLVS16036121	61.57	30.00	XLH2TMP15290
60 x 36 x 16	XLVS16036161	61.57	30.00	XLH2TMP15290
63 x 48 x 16	XLVS16348161	63.82	43.30	XLH2TMP160120

Ⓜ When terminal blocks or approved Class I, Division 2 devices are installed within the enclosure in accordance with NEC/CEC requirements. These enclosures are NOT explosionproof and will NOT contain an explosion. Installation of arcing and sparking devices which are not Class I, Division 2 rated or higher is NOT PERMITTED.

Ⓝ Fits enclosures with both vertical or horizontal mounting feet. For stainless steel or painted steel mounting plates, contact factory.

**Ordering Information (Continued):
XLH enclosures with vertical mounting feet**

Enclosure Size (H x W x D) (in.)	Cat. #	Fixing Center Vertical (in.)	Fixing Center Horizontal (in.)	Cat. # Mousing Plate ⊕ (zinc coated steel)
229 x 152 x 127	XLHS12315131	152	208	XLHZTMP2315
260 x 203 x 100	XLHS12620101	170	259	XLHZTMP2620
260 x 203 x 152	XLHS12620151	170	259	XLHZTMP2620
260 x 260 x 152	XLHS12626151	170	316	XLHZTMP2626
305 x 260 x 127	XLHS13026131	203	316	XLHZTMP3026
305 x 203 x 152	XLHS13020151	203	259	XLHZTMP3020
305 x 260 x 152	XLHS13026151	203	316	XLHZTMP3026
305 x 305 x 152	XLHS13030151	203	361	XLHZTMP3030
305 x 305 x 203	XLHS13030201	203	361	XLHZTMP3030
305 x 305 x 250	XLHS13030251	203	361	XLHZTMP3030
406 x 305 x 152	XLHS14030151	267	361	XLHZTMP4030
406 x 305 x 203	XLHS14030201	267	361	XLHZTMP4030
406 x 305 x 250	XLHS14030251	267	361	XLHZTMP4030
406 x 355 x 203	XLHS14035201	267	386	XLHZTMP4035
406 x 406 x 152	XLHS14040151	267	462	XLHZTMP4040
406 x 406 x 203	XLHS14040201	267	462	XLHZTMP4040
406 x 406 x 250	XLHS14040251	267	462	XLHZTMP4040
406 x 406 x 300	XLHS14040301	267	462	XLHZTMP4040
406 x 508 x 152	XLHS14050151	267	564	XLHZTMP4050
406 x 508 x 203	XLHS14050201	267	564	XLHZTMP4050
406 x 508 x 250	XLHS14050251	267	564	XLHZTMP4050
406 x 508 x 300	XLHS14050301	267	564	XLHZTMP4050
508 x 406 x 152	XLHS15040151	354	462	XLHZTMP5040
508 x 406 x 203	XLHS15040201	354	462	XLHZTMP5040
508 x 406 x 250	XLHS15040251	354	462	XLHZTMP5040
508 x 406 x 300	XLHS15040301	354	462	XLHZTMP5040
508 x 508 x 152	XLHS15050151	354	564	XLHZTMP5050
508 x 508 x 203	XLHS15050201	354	564	XLHZTMP5050
508 x 508 x 250	XLHS15050251	354	564	XLHZTMP5050
508 x 508 x 300	XLHS15050301	354	564	XLHZTMP5050
508 x 610 x 203	XLHS15060201	354	666	XLHZTMP5060
508 x 610 x 250	XLHS15060251	354	666	XLHZTMP5060
508 x 610 x 300	XLHS15060301	354	666	XLHZTMP5060
610 x 406 x 152	XLHS16040151	445	462	XLHZTMP6040
610 x 406 x 203	XLHS16040201	445	462	XLHZTMP6040
610 x 406 x 250	XLHS16040251	445	462	XLHZTMP6040
610 x 406 x 300	XLHS16040301	445	462	XLHZTMP6040
610 x 508 x 152	XLHS16050151	445	564	XLHZTMP6050
610 x 508 x 203	XLHS16050201	445	564	XLHZTMP6050
610 x 508 x 250	XLHS16050251	445	564	XLHZTMP6050
610 x 508 x 300	XLHS16050301	445	564	XLHZTMP6050
610 x 610 x 152	XLHS16060151	445	666	XLHZTMP6060
610 x 610 x 203	XLHS16060201	445	666	XLHZTMP6060
610 x 610 x 250	XLHS16060251	445	666	XLHZTMP6060
610 x 610 x 300	XLHS16060301	445	666	XLHZTMP6060
610 x 610 x 400	XLHS16060401	445	666	XLHZTMP6060
610 x 762 x 203	XLHS16076201	456	818	XLHZTMP6076
610 x 762 x 250	XLHS16076251	456	818	XLHZTMP6076
610 x 762 x 300	XLHS16076301	456	818	XLHZTMP6076
610 x 762 x 400	XLHS16176401	456	818	XLHZTMP6076
762 x 508 x 203	XLHS17650201	608	563	XLHZTMP7650
762 x 508 x 250	XLHS17650251	608	563	XLHZTMP7650
762 x 508 x 300	XLHS17650301	608	563	XLHZTMP7650
762 x 610 x 203	XLHS17660201	608	665	XLHZTMP7660
762 x 610 x 250	XLHS17660251	608	665	XLHZTMP7660
762 x 610 x 300	XLHS17660301	608	665	XLHZTMP7660
762 x 610 x 400	XLHS17660401	608	665	XLHZTMP7660
762 x 762 x 203	XLHS17676201	608	818	XLHZTMP7676
762 x 762 x 250	XLHS17676251	608	818	XLHZTMP7676
762 x 762 x 300	XLHS17676301	608	818	XLHZTMP7676
762 x 762 x 400	XLHS17676401	608	818	XLHZTMP7676

⊕When terminal blocks or approved Class I, Division 2 devices are installed within the enclosure in accordance with NEC/CEC requirements. These enclosures are NOT explosionproof and will NOT contain an explosion. Installation of arcing and sparking devices which are not Class I, Division 2 rated or higher is NOT PERMITTED.

⊕Fits enclosures with both vertical or horizontal mounting feet. For stainless steel or painted steel mounting plates, contact factory.

Ordering Information (Continued):
XLH enclosures with vertical mounting feet (continued)

Enclosure Size (H x W x D) (in.)	Cat. #	Fixing Center Vertical (in.)	Fixing Center Horizontal (in.)	Cat. # Mounting Plate Ⓜ (zinc coated steel)
800 x 610 x 203	XLHS18060201	500	655	XLHZTMP8060
800 x 610 x 250	XLHS18060251	500	655	XLHZTMP8060
800 x 610 x 300	XLHS18060301	500	655	XLHZTMP8060
800 x 610 x 400	XLHS18060401	500	665	XLHZTMP8060
800 x 800 x 203	XLHS18080201	500	856	XLHZTMP8080
800 x 800 x 250	XLHS18080251	500	856	XLHZTMP8080
800 x 800 x 300	XLHS18080301	500	856	XLHZTMP8080
800 x 800 x 400	XLHS18080401	500	856	XLHZTMP8080
914 x 610 x 203	XLHS19060201	650	665	XLHZTMP9060
914 x 610 x 250	XLHS19060251	650	665	XLHZTMP9060
914 x 610 x 300	XLHS19060301	650	665	XLHZTMP9060
914 x 610 x 400	XLHS19060401	650	666	XLHZTMP9060
914 x 762 x 203	XLHS19076201	650	818	XLHZTMP9076
914 x 762 x 250	XLHS19076251	650	818	XLHZTMP9076
914 x 762 x 300	XLHS19076301	650	818	XLHZTMP9076
914 x 762 x 400	XLHS19076401	650	818	XLHZTMP9076
914 x 914 x 203	XLHS19090201	650	970	XLHZTMP9090
914 x 914 x 250	XLHS19090251	650	970	XLHZTMP9090
914 x 914 x 300	XLHS19090301	650	970	XLHZTMP9090
914 x 914 x 400	XLHS19090401	650	970	XLHZTMP9090
1000 x 610 x 203	XLHS110060201	700	665	XLHZTMP10060
1000 x 610 x 250	XLHS110060251	700	665	XLHZTMP10060
1000 x 610 x 300	XLHS110060301	700	665	XLHZTMP10060
1000 x 610 x 400	XLHS110060401	700	665	XLHZTMP10060
1000 x 800 x 203	XLHS11008020	700	856	XLHZTMP10080
1000 x 800 x 250	XLHS110080251	700	856	XLHZTMP10080
1000 x 800 x 300	XLHS110080301	700	856	XLHZTMP10080
1000 x 800 x 400	XLHS110080401	700	856	XLHZTMP10080
1000 x 1000 x 203	XLHS110010020	700	1056	XLHZTMP100100
1000 x 1000 x 250	XLHS1100100251	700	1056	XLHZTMP100100
1000 x 1000 x 300	XLHS1100100301	700	1056	XLHZTMP100100
1000 x 1000 x 400	XLHS1100100401	700	1056	XLHZTMP100100
1200 x 610 x 250	XLHS112060251	800	665	XLHZTMP12060
1200 x 610 x 300	XLHS112060301	800	665	XLHZTMP12060
1200 x 610 x 400	XLHS112060401	900	665	XLHZTMP12060
1200 x 800 x 250	XLHS112080251	800	856	XLHZTMP12080
1200 x 800 x 300	XLHS112080301	800	856	XLHZTMP12080
1200 x 800 x 400	XLHS112080401	900	856	XLHZTMP12080
1200 x 914 x 250	XLHS112090251	800	970	XLHZTMP12090
1200 x 914 x 300	XLHS112090301	800	970	XLHZTMP12090
1200 x 914 x 400	XLHS112090401	900	970	XLHZTMP12090
1200 x 1000 x 300	XLHS1120100301	800	1056	XLHZTMP120100
1200 x 1000 x 400	XLHS1120100401	900	1056	XLHZTMP120100
1200 x 1200 x 300	XLHS1120120301	800	1256	XLHZTMP120120
1200 x 1200 x 400	XLHS1120120401	900	1256	XLHZTMP120120
1524 x 914 x 300	XLHS115290301	1100	970	XLHZTMP15290
1524 x 914 x 400	XLHS115290401	1100	970	XLHZTMP15290
1600 x 1200 x 400	XLHS1160120401	1100	1256	XLHZTMP160120

Ⓜ When terminal blocks or approved Class I, Division 2 devices are installed within the enclosure in accordance with NEC/CEC requirements. These enclosures are NOT explosionproof and will NOT contain an explosion. Installation of arcing and sparking devices which are not Class I, Division 2 rated or higher is NOT PERMITTED.

Ⓜ Fits enclosures with both vertical or horizontal mounting feet. For stainless steel or painted steel mounting plates, contact factory.

EX-CELL

Stainless Steel and
Painted Steel Enclosures

High performance, high reliability
enclosures for global applications



Options:

(Available with Ex-Cell standard and large enclosures only)

Padlockable hasp (to order, add suffix 'H' to end of catalog number):

- Provides a secondary means of security and safety
- Manufactured from the same material grade as the enclosure

Drawing Pockets:

- Stainless steel holders for engineering drawings can be installed at the factory (to order, add suffix 'D' to end of catalog number)
- Plastic document holders may be ordered separately:
 - Catalog number: SHS953324 (A4/letter size orange plastic, self-adhesive)Ⓡ
 - Catalog number: SHS953325 (A5 clear plastic)Ⓢ
 - Catalog number: SHS953326 (A6 transparent plastic bonded)Ⓢ
- Custom stainless steel options available (contact factory)

Extended temperature range silicone gasket:

- Provides a service temperature of -60°C to +135°C
- To order, add suffix 'E' to end of catalog number

Sun shield and rain/deluge canopy (contact factory):

- Can be retrofitted to the enclosure as required using existing fixing positions

ID tag – label and bracket (contact factory):

- Provides an effective solution for labeling enclosure assemblies with ID tag labels

Continuous hinge (to order, add suffix 'CH' to end of catalog number):

- Maintains door alignment by distributing open and close force along the entire length of the door
- Provides greater strength and support for larger door
- Removable pin allows cover to be easily removed from enclosure
- Not available with painted finish
- Not available with UL certification

Mounting plates (sub-plates):

- Zinc coated steel mounting plates are standard (see catalog numbers on previous pages)
- Stainless steel or painted steel mounting plates are available (contact factory)

Captive cover clamps:

- Available with stainless steel captive

Accessories (ordered separately):

- Empty enclosure:

Locking Cover Hardware

Cat. #	Type (see images to the right)
ENXL0011	Slot shape
ENXL0010	Double bit shape
QBXLKWK	Wing knob insert with standard keyⓈ
QBXLKPAD	L padlockable handle 10mmⓈ

Ground Stud Kit

Cat. #	Type
ENK10738P	M10 stainless steel

Stand-off Pillars

Cat. #	Type	Inches
ACCSOP15	SP15	0.60
ACCSOP20	SP20	0.80
ACCSOP30	SP30	1.20

Breather / Drains

Cat. #	Type
BD3S1	M20 Ex e IP66 stainless steel (Raxton CV)
BD3NP	M20 Ex e IP66 nickel-plated brass (Raxton CV)



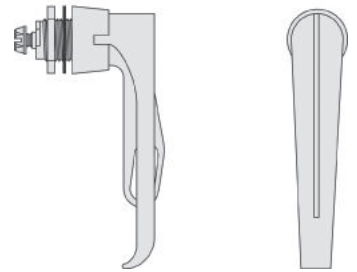
Slot shape (standard with XLV)



Double bit shape (standard with XLH)



Wing knob with standard key



L padlockable handle 10mm



Stand-off pillars

ⓈWhen terminal blocks or approved Class I, Division 2 devices are installed within the enclosure in accordance with NEC/CEC requirements. These enclosures are NOT explosionproof and will NOT contain an explosion. Installation of arcing and sparking devices which are not Class I, Division 2 rated or higher is NOT PERMITTED.

ⓇFor sizes 406 x 406mm (16" x 16") and larger.

ⓈFor sizes 406 x 305mm (16" x 12") and larger.

ⓈFor sizes 305 x 305mm (12" x 12") and larger.

ⓈUL only, IP44.

ⓈUL only, IP54.

EX-CELL

Sloped and Flush Mount Enclosures

High performance, high reliability enclosures for global applications



Sloped Eagle Enclosures

Applications:

- Ideal for highway, DOT, transportation, pharmaceutical and telecommunications applications

Features:

- Water shedding design for vertical mounted applications protects critical electronics and instrumentation
- Electro-polished stainless steel offers higher corrosion resistance than brushed stainless steel
- Available with 0 or 1 gland plate

Certifications and Compliances:

- Class I, Division 2, Groups A, B, C, D[ⓐ]
- ATEX II 2 GD Ex e II IP66 (BAS 15ATEX0099U / IECEx BAS 15.0071U)
- TR-CU and EAC
- Type 3S, 4, 4X
- IP66



Ordering Information:

Imperial Sizing (in.)				Metric Sizing (mm)			
Cat. #	Height	Width	Depth	Cat. #	Height	Width	Depth
XLE**121208*	12	12	8	XLE**303020*	305	305	203
XLE**161208*	16	12	8	XLE**403020*	406	305	203
XLE**161608*	16	16	8	XLE**404020*	406	406	203
XLE**201608*	20	16	8	XLE**504020*	508	406	203
XLE**202008*	20	20	8	XLE**505020*	508	508	203
XLE**242008*	24	20	8	XLE**605020*	610	508	203

Flush Mount Enclosures

Applications:

- Ideal for vertical mounting (wall) in a pharmaceutical or clean room application; or horizontal mounting (ceiling) in a plenum application

Features:

- Electro-polished stainless steel offers higher corrosion resistance than brushed stainless steel

Certifications and Compliances:

- Class I, Division 2, Groups A, B, C, D[ⓐ]
- cULus to UL50/C22.2 No. 94-M91
- ATEX II 2 GD Ex e II IP66 (BAS 15ATEX0099U / IECEx BAS 15.0071U)
- TR-CU and EAC
- Type 3S, 4, 4X
- IP66



Ordering Information:

Imperial Sizing (in.)				Metric Sizing (mm)			
Cat. #	Height	Width	Depth	Cat. #	Height	Width	Depth
XLF**0906050	9	6	5	XLF**2215130	229	152	127
XLF**1010060	10	10	6	XLF**2626150	260	260	152
XLF**1212060	12	12	6	XLF**3030150	305	305	152
XLF**1616060	6	16	6	XLF**4040150	406	406	152

[ⓐ]When terminal blocks or approved Class I, Division 2 devices are installed within the enclosure in accordance with NEC/CEC requirements. These enclosures are NOT explosionproof and will NOT contain an explosion. Installation of arcing and sparking devices which are not Class I, Division 2 rated or higher is NOT PERMITTED.

**Designate material. S1 = 316L stainless steel; S2 = 304 stainless steel; PS = painted steel (UL50 only, not ATEX or IECEx rated).

*Designate 0 or 1 gland plate.