

# XCP PLC Contactors

## Explosionproof Lighting Contactors

### CONTACT US:

1.844.279.8295 - Toll Free

832.243.5372 - Local Factory Support

832.569.5645 - Fax

[factoryassistance@spikeelectric.com](mailto:factoryassistance@spikeelectric.com)

[spikeelectric.com](http://spikeelectric.com)

5914 E. Sam Houston Pkwy S.

Houston TX 77034

Copyright © 2018 Spike Electric Controls

# XCPLC Explosionproof Lighting Contactors



## Applications:

- Areas requiring safe and efficient variable lighting control
- Areas with hazardous gas, vapors and dust
- Indoor or outdoor locations in damp, wet, dusty or corrosive environments

*XCPLC Lighting Contactors from Spike Electric Controls Business provide efficient use of power, greater utilization of daylight and automated control in the most extreme harsh and hazardous locations while extending lighting lifetime.*

## Features and Benefits:

- Variable lighting control utilizing manual on/off or automatic settings
- Photocell option provides maximum utilization of sunlight for energy conservation
- Modular lighting contactor design provides flexibility to add future power poles
- Lighting contacts are electrically held for superior performance
- Power poles convert from NO to NC with a simple 180° turn




## Standard ECP configuration includes:

- 081006 enclosure with mounting plate, hinges and breather/drain. Lighting contractors greater than 4 poles will be a 121208 enclosure.
- Captive, triple lead, quick release, hex head stainless steel bolts with spring-loaded action
- Tap-in mounting feet offer simple and secure installation and are easily replaceable
- Special neoprene cover gasket provides a watertight seal to meet NEMA requirements
- Internal neutral and ground bar
- Electrically held modular lighting contactor
- Two 3/4" NPT control conduit entries - one on top and one on bottom
- Twelve 1" NPT power conduit entries - six on top and six on bottom
- DSL nameplates are standard for all operator positions and Lamacoid nameplates are available upon request

## Standard Materials:

- Body and cover – copper-free aluminum
- Gasket – neoprene
- Cover bolts – stainless steel
- Hinges – stainless steel



## Certifications and Compliances:

- Class I, Divisions 1 & 2, Groups B, C, D
- Class I, Zones 1 & 2
- Class II, Division 1, Groups E, F, G
- Class II, Division 2, Groups F, G
- Class III
- NEMA 3, 7BCD, 9EFG
- UL Standard: 1203
- cUL to CSA Standard C22.2 No. 30
- Ex d IIB + H2

Photocells are shipped separate for field installation.

\* Additional configurations are available upon request. Please contact Customer Service for details.

\*\* Timer and/or terminal block will require a larger enclosure (121808).

All entries are plugged as standard.

## Electrical Ratings\*:

- Voltage: 600V
- Coil voltage: 120V
- Amperage: 30A
- Number of poles: 1-12 standard

## Options:

- Terminal block\*\* ..... TB
- Timer\*\* ..... TR
- EV2IH20 photocell (120V) ..... PC1
- EV2IH208 277 photocell (208-277V) .. PC2
- Epoxy finish (external) .....S752
- Epoxy finish (internal and external) ...S753
- Lamacoid nameplate ..... LID
- Heater ..... R11
- Std. Drain..... S756
- Std. Breather & Drain.....S756V

## Suffix



# Ordering information

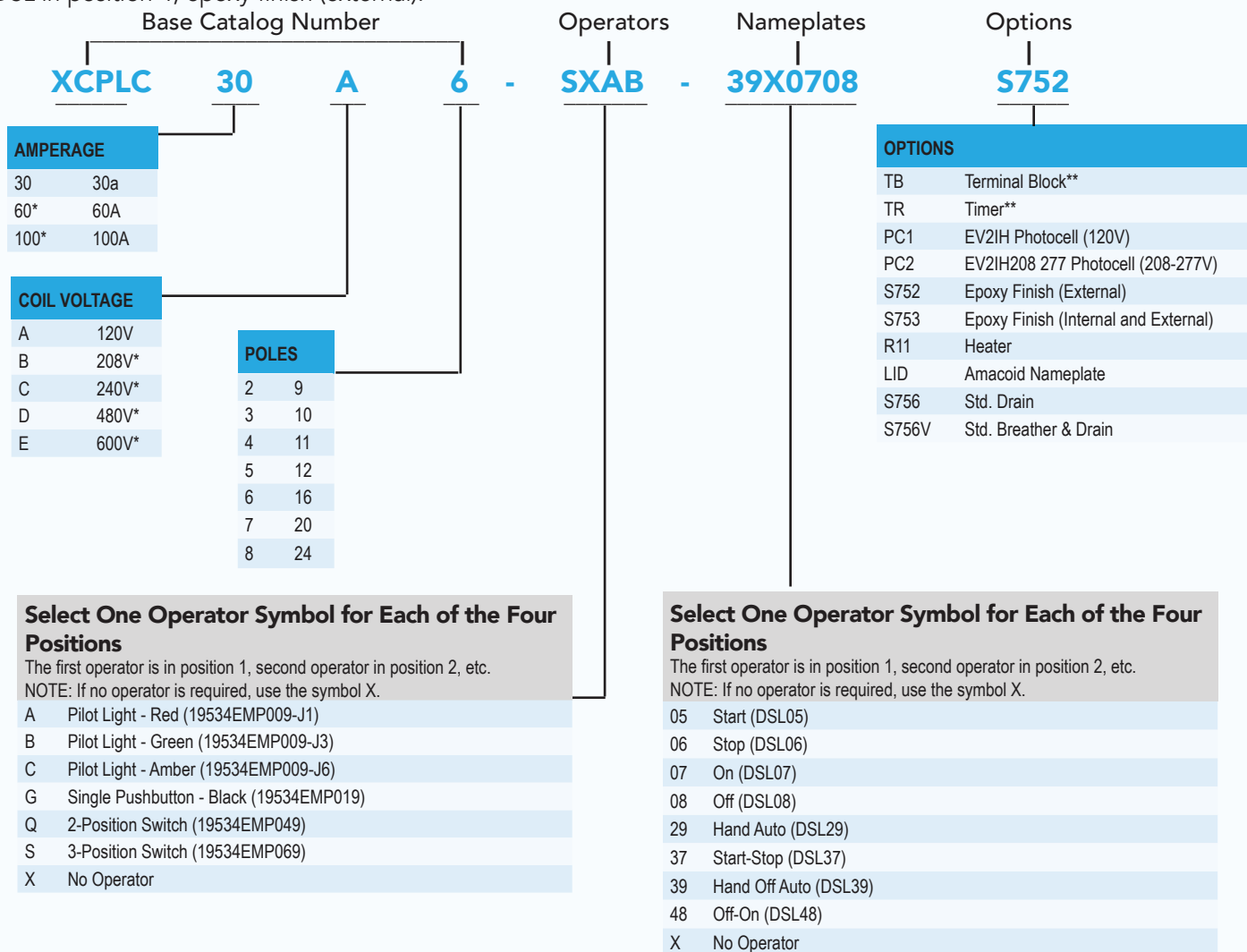
AMPS = 30A			
POLES	120V	POLES	120V
2	XCPLC30A2	8	XCPLC30A8
3	XCPLC30A3	9	XCPLC30A9
4	XCPLC30A4	10	XCPLC30A10
5	XCPLC30A5	11	XCPLC30A11
6	XCPLC30A6	12	XCPLC30A12
7	XCPLC30A7		



Part number example

## XCPLC 30 A 6-SXAB-39X0708 S752

XCPLC Lighting Contactor, 30A, 120V, 6 pole, HOA 3-position switch in position 1, no operator in position 2, red pilot light in position 3, green pilot light in position 4, HOA DSL in position 1, no DSL in position 2, ON DSL in position 3, OFF DSL in position 4, epoxy finish (external).



Photocells are shipped separate for field installation.

\* Additional configurations are available upon request. Please contact Customer Service for details.

\*\* Timer and/or terminal block will require a larger enclosure (121808).